



UC DAVIS

How to Register Online for OLLI Courses

Join the Osher Lifelong Learning Institute and enjoy access to a wide variety of courses and special events throughout the year. OLLI membership is required to take OLLI courses. OLLI membership is just \$20 per quarter!

How do I register online? Overview

First, view our course offerings on our [Courses page](#).

Note: If this link does not work, on your computer please copy and paste the link below:

<https://cpe.ucdavis.edu/subject-areas/all-olli-courses>

Once you reach that page, scroll down and you will see a list of courses such as in the example below:

Sections Open for Enrollment			
Course Title	Online	Enroll	Start Date
OLLI SPECIAL INTEREST GROUPS - Summer 2020	✓	<button>Enroll Now</button>	07/06/2020
Understanding Systemic Racism	✓	<button>Enroll Now</button>	07/27/2020
COVID: Kitchen Table Conversations-Thursdays	✓	<button>Wait List</button>	08/06/2020
COVID: Kitchen Table Conversations-Tuesdays	✓	<button>Wait List</button>	08/11/2020
U.S. Immigration in Perspective	✓	<button>Enroll Now</button>	08/25/2020
Burning Man - a Photo Essay with Laurie Friedman	✓	<button>Enroll Now</button>	09/03/2020
Is the 2020 US Presidential Election a Geopolitical Turning Point?	✓	<button>Enroll Now</button>	09/09/2020

Select the available courses in which you wish to enroll and proceed with the online enrollment process. If you have already completed this quarter's membership registration and paid the fee, then you will be able to proceed and enroll online.

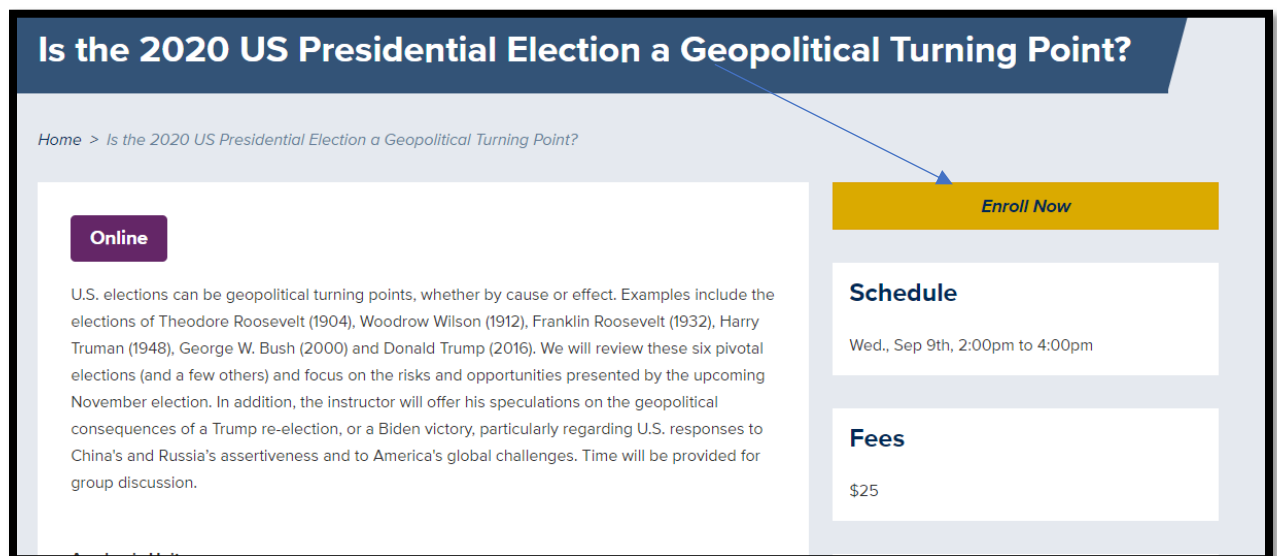
If you have not already paid for your quarterly membership, then you will be prompted to complete a membership form and submit it. Once you have done this, you will be able to pay for your membership and the courses in your shopping cart when you checkout.

Now, let's review the online registration process step by step:

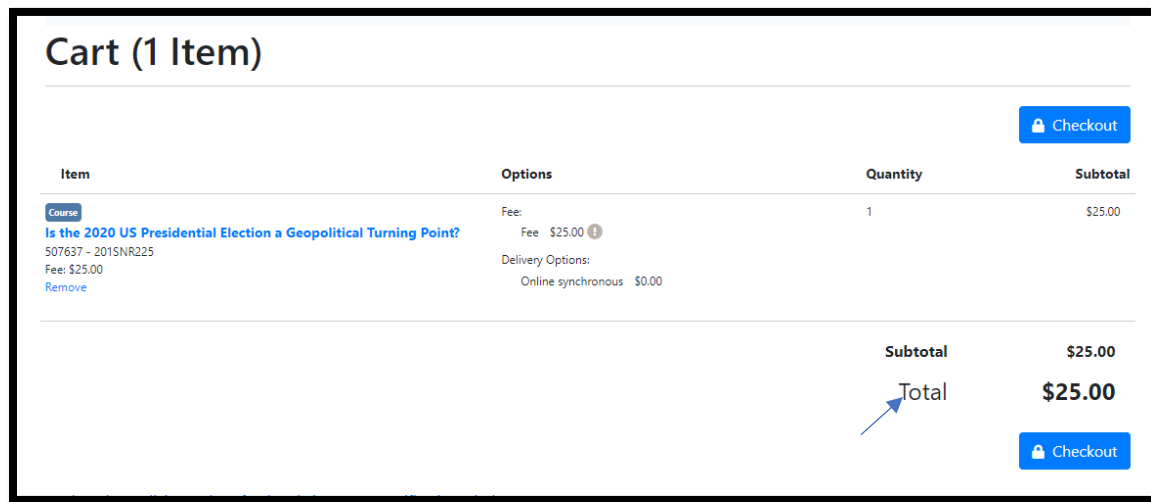
1. Select a course and click on Enroll Now.



2. You will be taken to a new page where you will see more information about the course. If you wish to enroll, click on Enroll Now.




3. You will then be taken to the shopping cart as shown below:



4. If you only want to register for one course click on the blue Checkout button.

If you want to register for more than one course:

- Click the Back button  on your browser **twice** to return to the list of courses
- Select another course.
- Repeat this process until you have selected all the courses you want to enroll in.
- Click the blue Checkout button as shown above when you have finished selecting courses.

5. You will now be taken to a page where you will be asked to either log in or create an account.

Log In or Create an Account

Please select one of the following options

I have an account already

I am a new user

If you know your User Name and Password you may log in now. **Note:** if you are trying to log in to access your online course please visit our [Online Learning Campus](#).

If you do not know your User Name and Password but you have taken a class with UC Davis Continuing and Professional Education, you are already in our system. If you know the email address in our system you can activate your account now using the "Forgot User Name" and "Forgot Password" links below.

If you need assistance please contact our Student Services office during business hours at (530) 757-8777.

[Forgot User Name](#)

If you have never taken a class at UC Davis Continuing and Professional Education, simply follow the prompts to create your student account. **Please note:** Students must create their own account using their own contact information. You should never create an account for another person. If you are managing enrollments for another person or a group please contact Student Services at cpeinfo@ucdavis.edu or (800) 752-0881.

- If you have already registered for OLLI this quarter, please follow the instructions under "I have an account already". If you have NOT yet registered for OLLI this quarter, please follow the instructions under "I am a new user".

Helpful hints:

If you have already registered but forgot your username or password, follow the instructions to retrieve them. **Please make a note of your username and password to use next time you register for OLLI courses.**

Please use the same email address when registering for OLLI courses each quarter to avoid having duplicate accounts that can create problems when you wish to retrieve your username and password in the future.

- Once you have registered or signed in, you will be taken to the payment page. Here you can update your profile information if you wish.

Payment

Confirmation

You have 120 minutes to complete the transaction. Your reservations will expire in **01:59:13**.

Profile Summary

Name:
Preferred Address:
Preferred Phone Number:
Preferred Email:
Employer:

[View My Profile or Make Changes](#)

Or you can scroll down to the bottom of the page, click the Policy Confirmation box, and then click Continue Checkout.

Total \$66.00

Payment Method: Credit Card

After clicking Continue Checkout, you will be redirected to another page to complete your purchase securely.

Policy Confirmation

Please note: Some courses have special enrollment policies regarding refunds, transfers and dropping a course. For the most accurate information for the course you are interested in, please see the course description page on our Web site.
The Fast Track program has distinct enrollment, withdrawal or drop, and refund policies. For more information, please see below.

☒ I have read and understand the drop, transfer, refund, security, and privacy policies and approve the settlement of any amount owing with my chosen payment method. *

[Print Registration Policies](#)

[Continue Checkout](#)

8. Finally, you will be taken to the payment page where you will enter your payment information and click Submit Payment.

UCDAVIS

Continuing and Professional Education

Please enter your credit card information below.

Fields marked with * are required.

Payment Details

Order Total: 60.00

Billing Information

Card Number *

Credit/Debit Card Number

CVV2 *

999

EXP *

MMYY

First Name *


Last Name *

Phone *

2

Email

☐ I'm not a robot


reCAPTCHA
Privacy - Terms

Submit Payment

You will receive an email confirmation immediately after enrolling with instructions and links for your Zoom class. The day before your course begins, you will also receive a reminder email from OLLI staff containing the Zoom link and any additional information you need to know before the class starts.

For further assistance, please contact our student services office at 530-757-8777

We hope you enjoy your OLLI courses and come back often!